



**L<sup>m</sup>** Lateral Filing System

**Triumph**

# L<sup>m</sup> Lateral Filing System

## Ultimate Versatility

Triumph's L<sup>m</sup> Lateral Filing System provides a system of industry standard cupboards, combination units and tambour door options, all designed to complement the design aesthetic of any major office project, with seamless picture frame front and back edges, and the widest possible range of colours

Triumph recognises the role of strong design and efficient product function, in contributing to working spaces that will have a direct impact on the performance of a business - and its ability to motivate its people

Triumph's L<sup>m</sup> Lateral Filing System takes account of all the required tasks to be performed in a given location, and matches the array of L<sup>m</sup> products with the needs of the space, and the working practices of the business

L<sup>m</sup> Lateral Filing System storage solutions are designed to accommodate individual privacy, maintain links with technology and information, support differing work styles and processes; and above all, and above all to help create inspirational and motivational working conditions

Triumph's design, development and final manufacturing takes place in South Wales. The company has always been at the forefront of new innovations, most recently with the launch of the new L<sup>m</sup> Lateral Filing System, which can maximise any linear meterage capacity - whatever the filing medium

The following pages show the modern corporate applications of Triumph's L<sup>m</sup> Lateral Filing System in action. They cover the range of requirements for lateral filing applications, and introduce a number of novel approaches to storage problem

### Working with Triumph Project Management and Logistics

Triumph brings an in depth understanding of key performance requirements on any major project. The combination of price, specification and time are crucial to any project's success. Triumph knows that clients should never be compromised in any one of these areas, if a project is to be delivered on plan, on time, and to budget

### Environmental Policy

Triumph also recognises that environmental concerns are an integral part of any business activity today. We are committed to a programme of continuous improvement to prevent pollution, and reduce consumption of resources generated in the course of our business. Active policies of recycling and reuse of waste are promoted wherever possible. Triumph uses UK raw materials, sourced locally - and combines these with a specially designed distribution system to reduce the product's carbon footprint as much as possible

### Health and Safety

Triumph is fully compliant with all aspects of Health and Safety at work - not only for its own employees, but also for all of the products it delivers and installs for its customers

### Standards

Triumph rigorously tests every single one of its products against all applicable British and European standards

### Our Pedigree

Triumph today is one of the UK's most established and successful names in the furniture and storage equipment business. For over six decades, the company has been behind a truly comprehensive range of steel furniture. Our reputation has turned on technical and design expertise, reliability and service. Our consistent, long term commitment to high quality business practices, has led to Triumph's long term success

*"We find our customers always know what the problems are. They may not know the solutions, but it is our job to find answers for their storage which are hard working and value for money - but will still satisfy their requirements, both now and in the future."*

Tony Hendrick  
Director of Sales and Marketing

## L<sup>m</sup> Combination Units



A flexible storage collection of drawers, flippers and double door options contained within an individual carcass

Specifically designed to optimise all the internal storage spaces. A 50mm vertical module in each carcass ensures maximum efficiency in daily use, with the minimum complexity in specification. Within any given carcass, units can be customised by varying different kinds of closures and adding optional internal fittings and accessories



## L<sup>m</sup> High Density Drawer Units

A unique Triumph development specifically designed to maximise linear storage capacities for filing. Triumph special High Density drawer units allow for six linear metres of filing to be stored in a five drawer configuration. This allows three rows of A4 hanging files, front to back per drawer

Triumph High Density units can be used out in open plan spaces, where their overall height of only 1455mm means they do not disturb the integrity of overall office design - either visually, or for the purpose of communication between teams

Regular drawer units are the heart of any comprehensive lateral filing system. Seamless picture frame front and back edges present clean lines which contribute to the overall design aesthetic. All drawer modules provide for foolscap or A4 filing, side to side, or front on. A4 lever arch files can also be stored, with dividers, spine up



## L<sup>m</sup> Dual Access in the modern working environment

Triumph's Dual Access units are designed with the flexibility to meet the needs of the growing modern office

Dual Access units are based on the standard range of lateral filing units, but with the ability to configure the carcass so that drawers, doors and flippers can be opened from both sides of the unit

A range of panels may also be fitted that finish flush with the carcass and can accommodate white boards, or fabric panels allowing them to integrate well with today's break out areas



## L<sup>m</sup> Dual Access and bench working



Triumph's unique Dual Access units allow for reversible working from within a single carcass

A completely new innovation with fully retractable flippers. Desk side working storage access on one side, with a series of drawers or doors on the other. L<sup>m</sup> Dual Access is deliberately designed to integrate with modern benching systems, and allow the planning of effective corridor solutions

Dual Access  
with conventional desking



Benching with Dual Access



L<sup>m</sup> Dual Access in action



## L<sup>m</sup> Tambour Cupboards

L<sup>m</sup> Tambour doors feature a ribbed finish and all cupboards are capable of carrying a wide range of internal fittings. These can be easily adjusted, and rearranged or exchanged freely between units

*Photographic locations with special thanks to Mio Dino*

## L<sup>m</sup> Double Door Cupboards

L<sup>m</sup> Double door cupboards have a standard 90 degree opening with soft close doors, or they can be specified with 180 degree opening as an optional extra. Also they carry a comprehensive range of internal fittings

People tend to think of storage in horizontal runs, but carefully chosen cupboard height variations can be used to enhance the design effect



# L<sup>m</sup> Combination units



	Black : BL5
	Graphite : GP1
	Cream : CR1
	Pearl Grey : GY5
	Coffee : C01
	Sky : SK1
	Royal : B06
	White : WM1
	Jade : AQ1
	Alexandria : AT1
	Cyprus : CT2
	Lisbon : LT1
	Mediterranean : MT1
	Riviera : RT1
	Seville : ST3
	Tuscany : TT1
	Cornflower : CT1
	Lilac : LT2
	Lily : LT3
	Primrose : PT1
	Fern : FT1
	Slate : ST4
	Pebble : PT2
	Ocre : OT1
	Oxide : OT2
	Silver : SG1
	Silver : SG2
	Silver : SG8
	Light Grey : 2
	Black : 5
	Cream : 1
	Anthracite : 3
	Beech : LB
	Maple : M
	Oak : O
	Pear : P
	Silver : SG8
	White : W

## L<sup>m</sup> Colours

Triumph have a unique and extensive colour range. Choose from the traditional, primary, pastel, earthy or metallic contemporary ranges

We apply ecologically friendly Epoxy Powder paint for durability. Whatever your choice, Triumph colour finishes will transform any working environment

This page is as accurate as printing will allow, use only as a guide

TAMBOUR DOOR OPTIONS

## L<sup>m</sup> Internal Fittings

Available for drawers, **tambours**, double doors, dual access and combination units

	<p><b>Standard shelf</b> for tambours <b>MS8 - MS10 - MS12 - MS103</b> 3 pk for double doors, dual access and combinations TCS8 - TCS9 - TCS10 - TCS11</p>		<p><b>Slotted filing shelf</b> for tambours <b>MSFS8 - MSFS10 - MSFS12</b> for double doors, dual access and combinations TCSFS8 - TCSFS9 - TCSFS10 - TCSFS11</p>
	<p><b>Wardrobe shelf</b> for tambours <b>MWB8 - MWB10 - MWB12</b> for double doors and combinations TCWB8 - TCWB9 - TCWB10 - TCWB11</p>		<p><b>Dual slotted adjustable lateral filing shelf</b> for tambours <b>MSALFS8 - MSALFS10</b> for combinations TCSALFS8 - TCSALFS10  MSDIV dividers 5 pack</p>
	<p><b>Lateral filing shelf fixed at 330mm centres</b> for tambours <b>MLFS8 - MLFS10 - MLFS12</b> for double doors, dual access and combinations TCLFS8 - TCLFS9 - TCLFS10 - TCLFS11</p>		<p><b>Letter sorter includes 12 A4 shelves</b> for tambours <b>MLS10</b> for double doors and combinations TCLS10  Additional shelves MLSS 5 pack</p>
	<p><b>Adjustable lateral filing cradle</b> for tambours <b>MALCR8 - MALCR10 - MALCR12</b> for double doors, dual access and combinations TCLCR8 - TCLCR9 - TCLCR10 - TCLCR11  Channels MDPC 10 pack    T bars MDPB 10 pack</p>		<p><b>Lockable compartment</b> for tambours <b>MLC8 - MLC10</b></p>
	<p><b>Pull-out filing drawer</b> for tambours <b>MFD8 - MFD10 - MFD12</b> for double doors and combinations TCFD8 - TCFD9 - TCFD10 - TCFD11  Dividers MDDIV    Compressor plate MFDCP</p>		<p><b>Cross rail</b> converts foolscap to A4 side on for tambours <b>MCR8 - MCR10 - MCR12</b> for drawers, double doors, dual access and combinations TCR8 - TCR9 - TCR10 - TCR11</p>
	<p><b>CD storage rack</b> for tambours <b>MFDCDR8 - MFDCDR10 - MFDCDR12</b> for double doors, dual access and combinations TDCDR8 - TDCDR9 - TDCDR10 - TDCDR11</p>		<p><b>Cross bar</b> converts to A4 filing front on for drawers, dual access and combinations TDCBD8 - TDCBD10 - TDCBD11</p>
	<p><b>Vertical filing cradle with cross bar</b> for tambours <b>MPCR8 - MPCR10 - MPCR12</b> for double doors and combinations TCPCR8 - TCPCR9 - TCPCR10 - TCPCR11</p>		<p><b>Pull-out reference shelf</b> for tambours <b>MRS8 - MRS10 - MRS12</b> for double doors and combination units TCRS8 - TCRS9 - TCRS10 - TCRS11</p>
	<p><b>Index card holders</b> for LM range AIH80</p>		<p><b>Shelf clips</b> for LM range SCLIPS</p>
	<p><b>Counterweights</b> (1 pair) Factory fitted only for LM range MPCW8 - MPCW9 - MPCW10 MPCW11 - MPCW12</p>		<p><b>Anti Tilt Mechanism</b> Always ensure you adhere to the safety precautions. Full details available in Triumph's LM Specification Guide</p>
	<p><b>Vertical/Suspension Filing Pockets</b> for LM range 50 clear plastic strips MVPS 50 title strips on A4 sheet for printing MVPT</p>		<p><b>Vertical/Suspension filing pockets</b> for LM range 50 green foolscap pockets with title strips MVPG 25 green foolscap pockets with title strips MVPG25G</p>
	<p><b>Lateral Filing Pockets</b> for LM range 50 green lateral pockets with title strips MLPG 25 green lateral pockets with title strips MLP25G</p>		<p><b>Lateral bulk filing pockets</b> for LM range 25 green bulk lateral 80mm pockets &amp; title strips MLPBG 25 two piece shields MLPS 25 title strips on A4 sheet for printing MLPT</p>

Magnifile lateral pockets are supplied unlinked with rails suitable for linking together, if preferred. An average 25 pockets per 300mm of filing is the industry standard. However, the actual contents of each pocket will determine the space required

# L<sup>m</sup> Combination units at work



# L<sup>m</sup> Product Overview

Product codes and dimensions. All measurements are in mm

## Most frequently specified Combination Units 800w



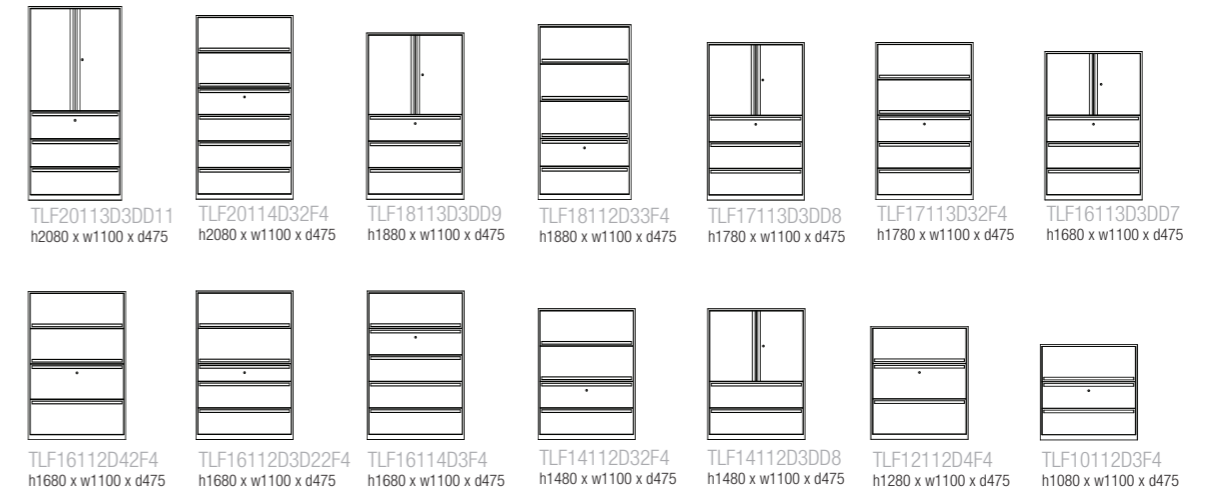
## Most frequently specified Combination Units 900w



## Most frequently specified Combination Units 1000w



## Most frequently specified Combination Units 1100w



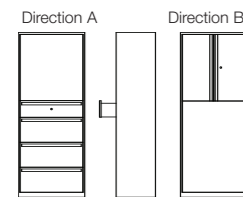
## Customising L<sup>m</sup> Combination Units

Combination units can be customised by varying the closures, adding optional internals or accessories. To create your customised unit, please select your preferred carcass size and closure. When choosing a configuration, please bear the following points in mind:

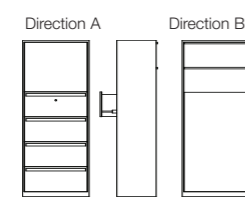
- closures are specified from the bottom of the unit up
- drawers of closure may not be fitted above a height of 1280
- where more than one drawer front module is fitted, the largest module must be fitted at the bottom of the unit
- no other type of closure may be fitted above a flipper

For a L<sup>m</sup> specification guide please call Customer Service on 01685 352252

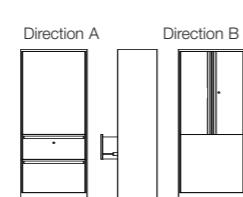
## Most frequently specified Dual Access 800w



TDA1983D3D2/DD8  
h1980 x w800 x d475



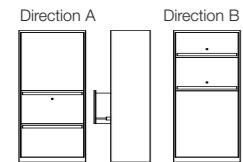
TDA1884D3/2F3  
h1880 x w800 x d475



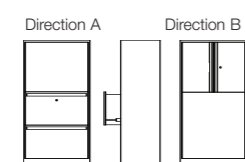
TDA178D4D3/DD10  
h1780 x w800 x d475



TDA168D4D3/DD9  
h1680 x w800 x d475



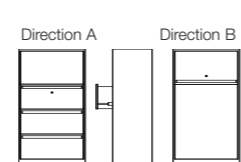
TDA1582D4/F3F4  
h1580 x w800 x d475



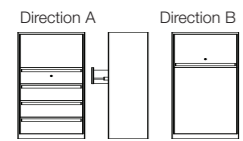
TDA1482D4/D6  
h1480 x w800 x d475



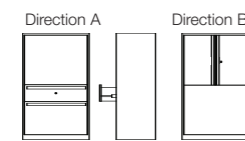
TDA148D3D4W7/F3F4  
h1480 x w800 x d475



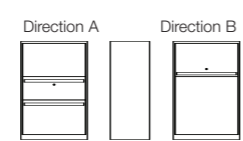
TDA1383D3/F4  
h1380 x w800 x d475



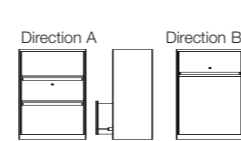
TDA1284D2/F4  
h1280 x w800 x d475



TDA128D4D2/DD6  
h1280 x w800 x d475



TDA118D4D3/F4  
h1180 x w800 x d475



TDA108D4D3/F3  
h1080 x w800 x d475



TDA982D3/F3  
h980 x w800 x d475

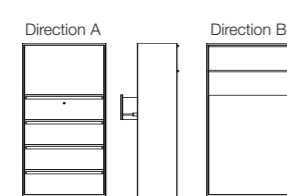


TDA68D3/D3  
h690 x w800 x d475

## Most frequently specified Dual Access 1000w



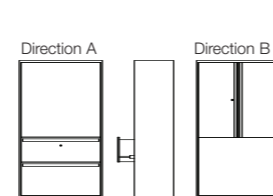
TDA19103D3D2/DD8  
h1980 x w1000 x d475



TDA1814D3/2F3  
h1880 x w1000 x d475



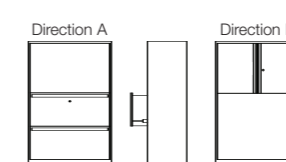
TDA1710D4D3/DD10  
h1780 x w1000 x d475



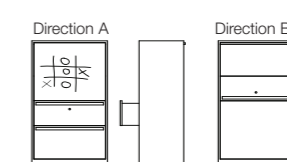
TDA1610D4D3/DD9  
h1680 x w1000 x d475



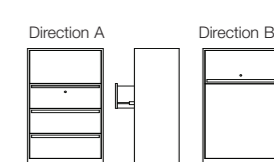
TDA15102D4/F3F4  
h1580 x w1000 x d475



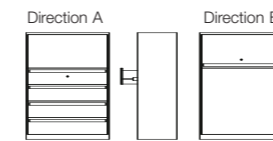
TDA14102D4/D6  
h1480 x w1000 x d475



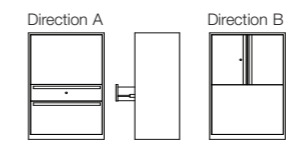
TDA141D3D4W7/F3F4  
h1480 x w1000 x d475



TDA1313D3/F4  
h1380 x w1000 x d475



TDA12104D2/F4  
h1280 x w1000 x d475



TDA121D4D2/DD6  
h1280 x w1000 x d475



TDA111D4D3/F4  
h1180 x w1000 x d475




TDA101D4D3/F3  
h1080 x w1000 x d475



TDA912D3/F3  
h980 x w1000 x d475



TDA61D3/D3  
h690 x w1000 x d475



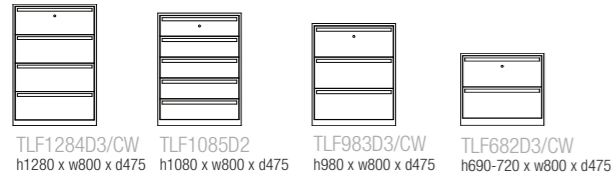
## Customising L<sup>m</sup> Dual Access Units

Dual Access units can be customised by varying the closures, or adding optional internals or accessories. To create your customised unit, please select your preferred carcass cupboard size, and closure. When choosing a configuration, please bear the following points in mind:

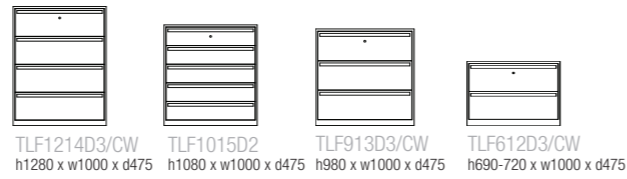
- units must always have a minimum of two 300mm or 400mm drawers
- no closures can be fitted below a drawer
- drawers can only be fitted up to a height of 1280mm
- there can be no more than four individual drawers in any unit
- with the exception of two drawer units drawers, may only open in one direction
- only one type of opening can be used on each side of the unit
- any double doors cannot exceed 1000mm high
- white boards can only be fitted at the top of the unit
- the maximum size of a white board is 800mm high
- only one type of back panel can be fitted to any side of the unit

For a L<sup>m</sup> specification guide please call Customer Service on 01685 352252

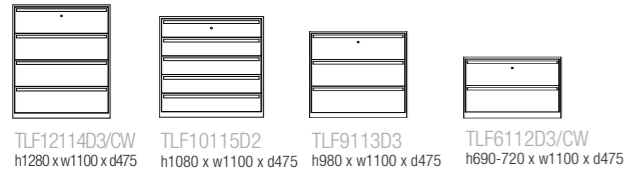
**Drawers 800w**



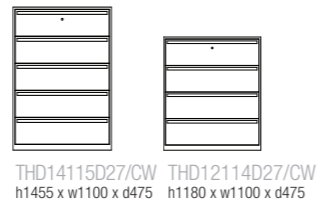
**Drawers 1000w**



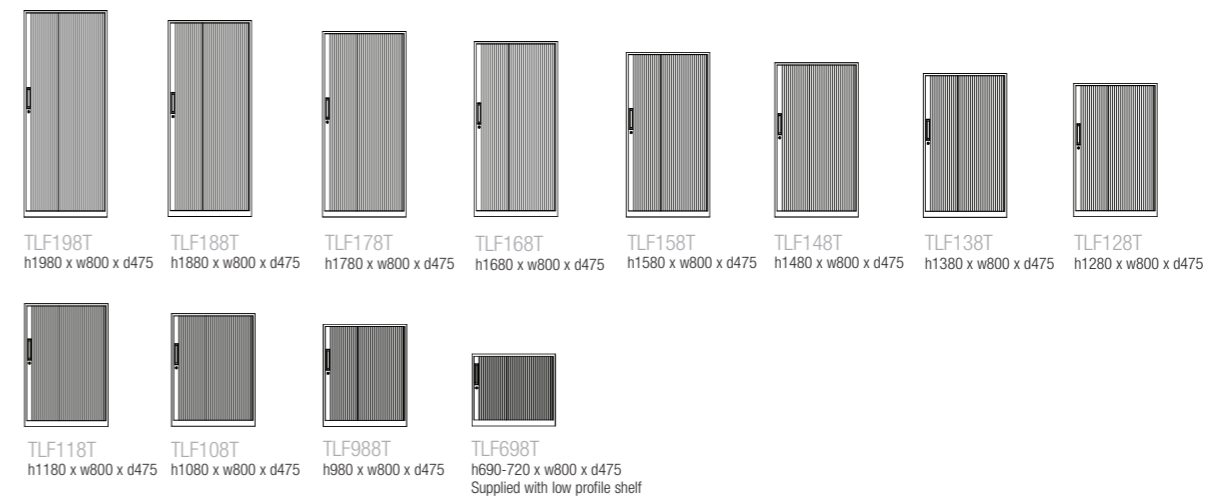
**Drawers 1100w**



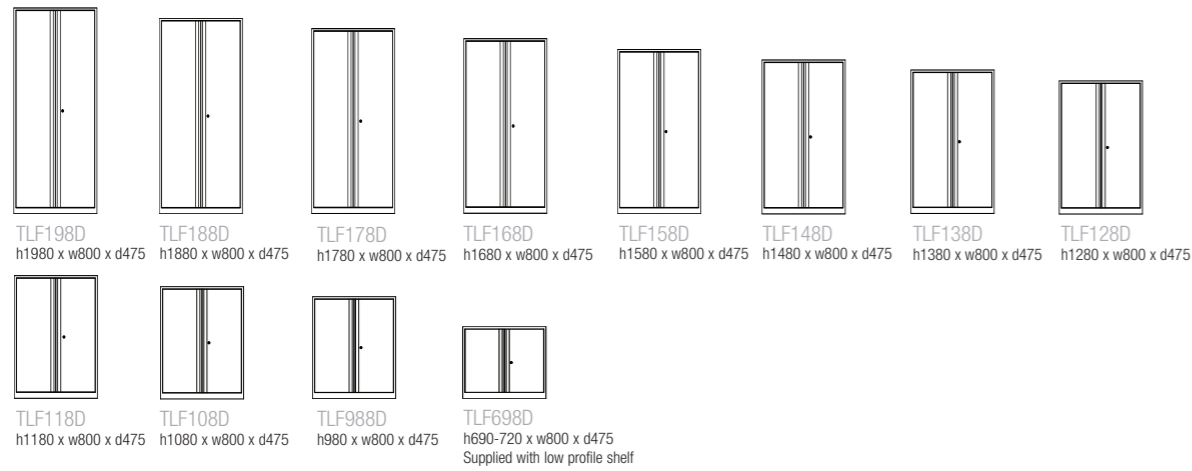
**High Density 1100w**



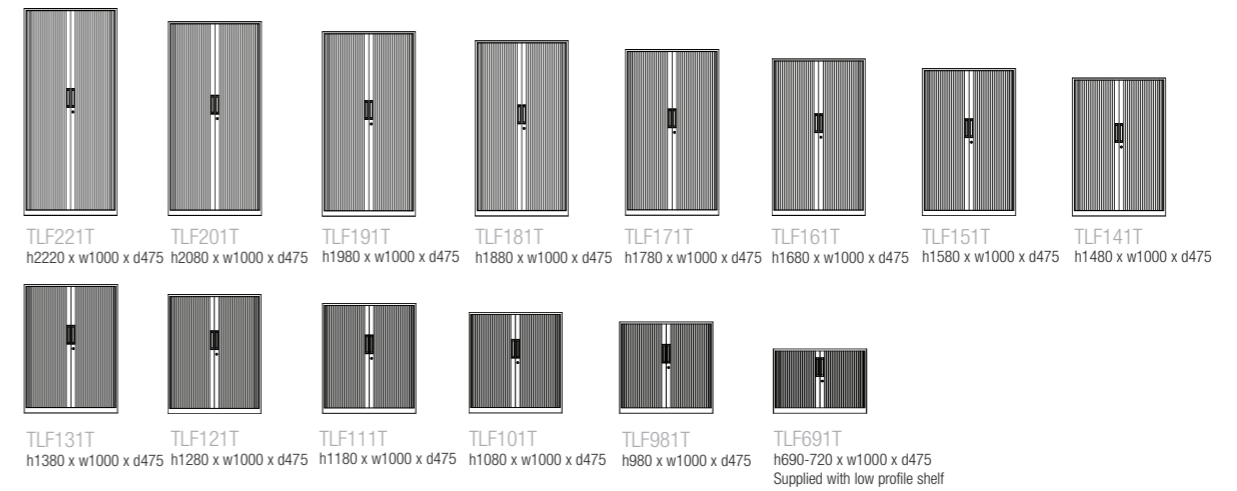
**Tambours 800w**



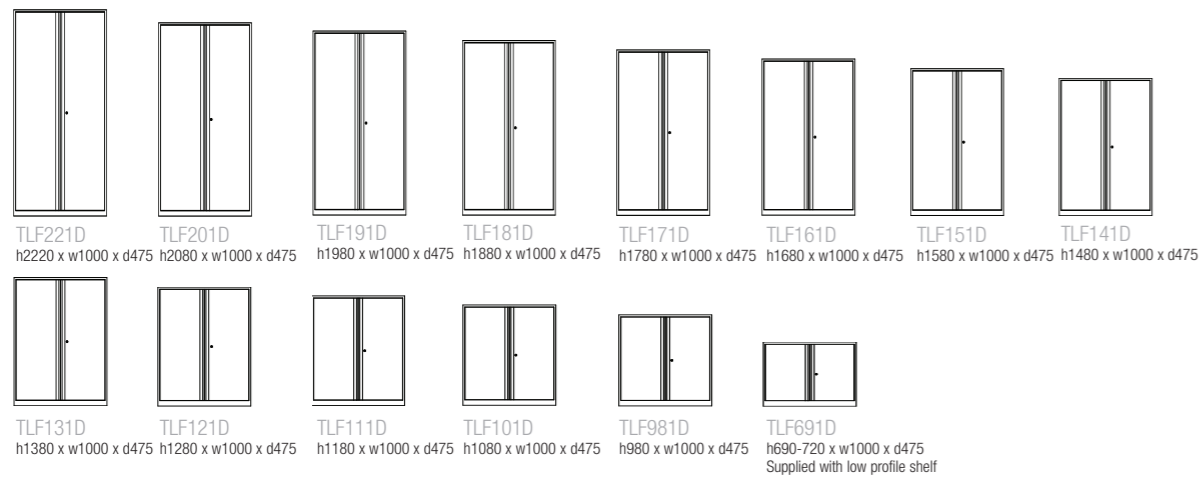
**Double Doors 800w**



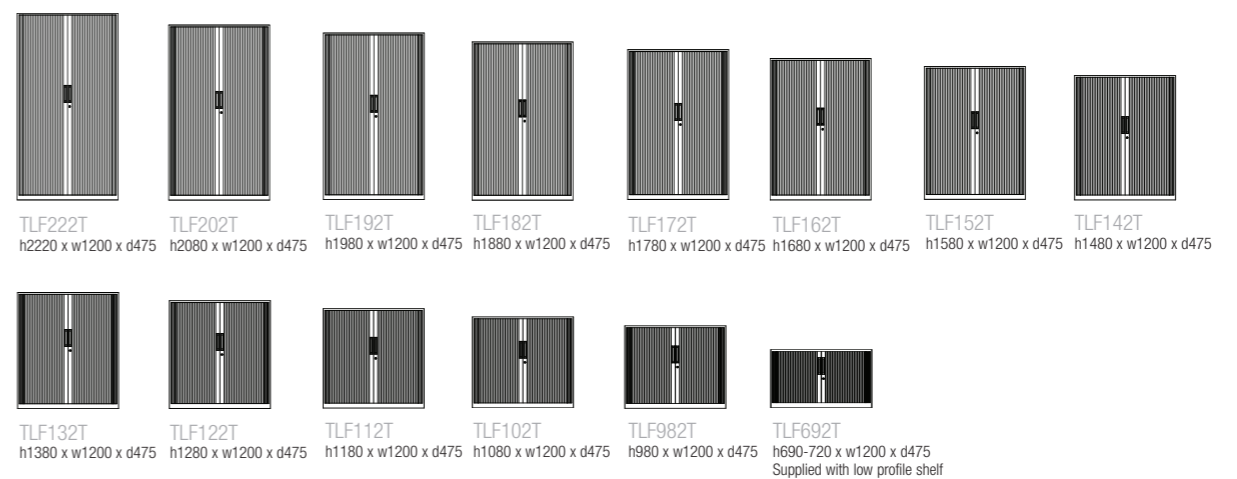
**Tambours 1000w**



**Double Doors 1000w**



**Tambours 1200w**



# L<sup>m</sup> Specifications and Options

■ Standard □ Optional

CONSTRUCTIONS & CLOSURES	DRAWER	DOUBLE DOOR	TAMBOUR	DUAL ACCESS	COMBINATION
Fully welded carcass	■	■	■	■	■
Seamless corners	■	■	■	■	■
Height adjustable	■	■	■	■	■
Flush back	■	■	■	■	■
Internal Flush base	■	■	■	■	■
Single skin					
Double skin		■		■	■
Sound deadening	■	■	■	■	■
Single door tambour opening (800wide)			□		
Double door tambour opening (1000 and 1200wide)		■	□	□	□
Ribbed tambour finish			■		
Wood tambour finish			□		
Drawers available	■			□	□
Flippers available				□	□
Double doors available		■		□	□

LOCKING	DRAWER	DOUBLE DOOR	TAMBOUR	DUAL ACCESS	COMBINATION
Single point					
Double point		■		■	■
Triple point			■		
Central locking	■				■
Removable barrels	■	■	■	■	■
Folding key fobs	■	■	■	■	■
Master keys available	□	□	□	□	□
Suited lock options	□	□	□	□	□

COLOUR OPTIONS	DRAWER	DOUBLE DOOR	TAMBOUR	DUAL ACCESS	COMBINATION
Full range for carcass available	■	■	■	■	■
Full range for tambour doors available	■	■	■	■	■
Smooth finish	■	■	■	■	■
Textured finish	■	■	■	■	■

WARRANTY	DRAWER	DOUBLE DOOR	TAMBOUR	DUAL ACCESS	COMBINATION
15 years	■	■	■	■	■

OPTIONS	DRAWER	DOUBLE DOOR	TAMBOUR	DUAL ACCESS	COMBINATION
Wooden tops/worktops (customer supplied)	□	□	□	□	□
Factory prepared for worktop fixing	□	□	□	□	□
Sloping tops (3 types)	□	□	□	□	□
Fabric back panels	□	□	□	□	□
Whiteboard				□	

ANTI-TILT	DRAWER	DOUBLE DOOR	TAMBOUR	DUAL ACCESS	COMBINATION
Options available on pull-out accessories (standard on drawers)	■	■	■	■	■

ACCESSORIES	DRAWER	DOUBLE DOOR	TAMBOUR	DUAL ACCESS	COMBINATION
Standard shelf		□	□	□	□
Wardrobe shelf		□	□		
Duo slotted adjustable lateral filing shelf		□	□	□	□
Slotted filing shelf only		□	□	□	□
Dividers pk5		□	□	□	□
Pull-out reference shelf		□	□	□	□
Lateral filing shelf fixed at 330mm centres		□	□	□	□
Adjustable lateral filing cradle up to 330mm centres		□	□	□	□
Channels for adjustable lateral filing cradle		□	□	□	□
T bars for adjustable lateral filing cradle		□	□	□	□
Letter sorter including 12 A4 shelves		□	□	□	□
Additional shelves for letter sorter		□	□	□	□
Lockable compartment		□	□	□	□
Pull-out filing drawer		□	□	□	□
Dividers for pull out filing drawer		□	□	□	□
Compressor plate pull-out filing drawer	□	□	□	□	□
Cd storage rack for pull-out filing drawer		□	□	□	□
Pull-out vertical filing cradle with cross bar		□	□	□	□
Cross rail kit	□	□	□	□	□
Cross rails	□	□	□	□	□
Index card holders	□	□	□	□	□
Shelf clips		□	□	□	□
Counterweights	□	□	□	□	□

VERTICAL MAGNIFILE POCKETS	DRAWER	DOUBLE DOOR	TAMBOUR	DUAL ACCESS	COMBINATION
50 green foolscap	□	□	□	□	□
25 green foolscap	□	□	□	□	□
50 clear plastic strips	□	□	□	□	□
50 title strips (white)	□	□	□	□	□

LATERAL MAGNIFILE POCKETS	DRAWER	DOUBLE DOOR	TAMBOUR	DUAL ACCESS	COMBINATION
50 green lateral		□	□	□	□
25 green lateral		□	□	□	□
green bulk lateral		□	□	□	□
2 piece mould shields		□	□	□	□
25 title strips		□	□	□	□

STANDARDS	DRAWER	DOUBLE DOOR	TAMBOUR	DUAL ACCESS	COMBINATION
BS 4875 - 7 : 1998 Level 4	■	■	■	■	■
BS 4875 - 8 : 1998	■	■	■	■	■
BS EN 14073 - 2 : 2004	■	■	■	■	■
BS EN 14073 - 3 : 2004	■	■	■	■	■
BS EN 14074 : 2004	■	■	■	■	■